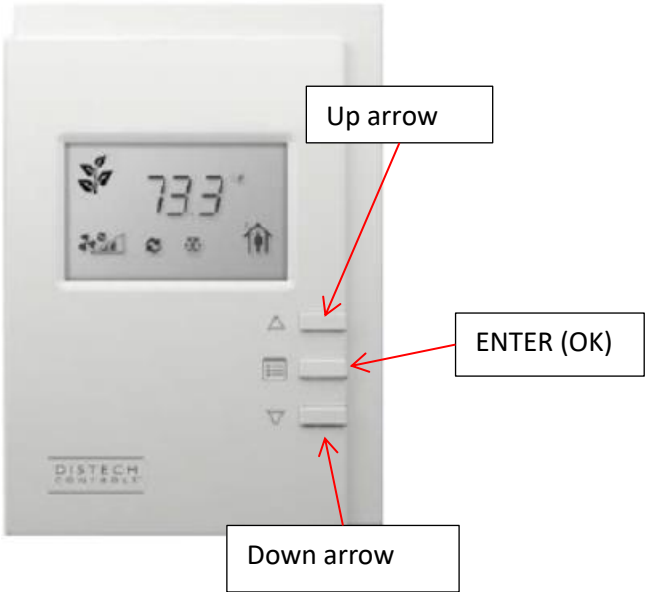












**AIR BALANCING
INSTRUCTIONS WITH PLC**



 **WARNING: DO NOT USE THE VFD'S MANUAL MODE**



1. Go to the Thermostat screen.
2. On the **Main temperature** screen, press and hold **enter** for 5 sec. 
3. On the **Units** screen, press **enter** 2 times until you see **ADV**. 
4. On the **ADV** screen, press the up or down arrow, you will see **password**.  
5. Press **up** arrow until **10050** then **enter**. 
6. On the **Unit** screen, press **enter**. 
7. On the **Blower** screen, press **up** arrow. 
8. On the **Blower speed options** screen, press **enter** 3 times until you see **BLOWER LOW SP HZ**. 
9. Now you can modify the **BLOWER LOW SP HZ** then **enter**.
10. To go back to the **Main temperature** screen don't touch the buttons for 30 seconds.